

SmartFan

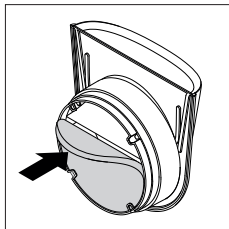
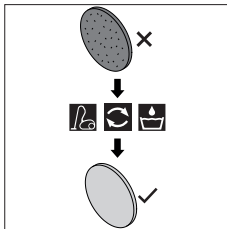
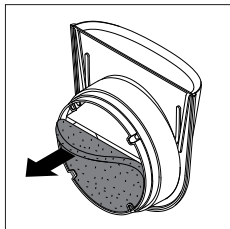
Dust filter

Article-No.: 100430

getAir[®]

The future of home ventilation

Filter change



1. Take out the filter from the filter holder of the inside cover.

2. Check the filter and replace it in case of severe contamination.

3. Insert the clean filter in the filter holder of the inside cover.



CHECK THE FILTERS REGULARLY EVERY 3 MONTHS. IN CASE OF SEVERE CONTAMINATION REPLACE THE FILTERS WITH NEW ONES.