

SmartFan

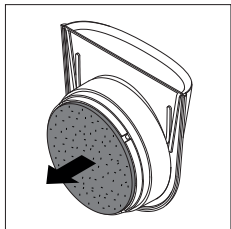
Pollen filter

Article-No.: 100430

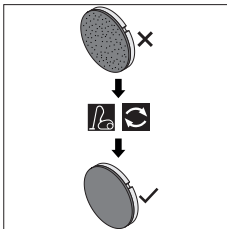
get Air[®]

The future of home ventilation

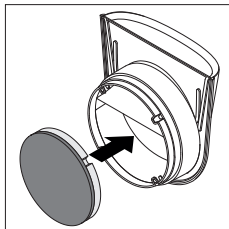
Filter change



1. Take out the filter from the filter holder of the inside cover.



2. Check the filter and replace it in case of severe contamination.



3. Insert the clean filter with the light side first in the filter holder of the inside cover.



CHECK THE FILTERS REGULARLY EVERY MONTH. IN CASE OF SEVERE CONTAMINATION REPLACE THE FILTERS WITH NEW ONES.